


## PRODUCT INFORMATION

Part #: DGB454825-2-XD

Product Category: Collapsible Bulk Containers

Related Products: DGL4548, 45x48 Dolly

Industries: Industrial, Automotive, Textiles




Our 45" x 48" x 25" extra-duty collapsible bulk container is engineered for repeated use under the harshest conditions. This bulk container offers superior quality and value, is in stock, and is readily available for immediate shipment. This extra-duty collapsible container has a 2,500 lb capacity made from high-density polyethylene. The pallet base allows pallet jack and 4-way forklift access for secure and efficient handling. Drop doors on the 48" sides allow for easy access to the contents of the container. This collapsible bulk container is ideal for storing and handling various parts, industrial materials, and commercial supplies. It has a 2.3:1 nesting ratio that maximizes storage space and cuts return shipping costs.

Exterior Height	25"	Static Loading	4
Exterior (L x W)	48"(L) 45"(W)	Dynamic Load Stack	2
Interior* (L x W)	44.3"(L) 41.5"(W)	Drop Doors	2
Interior Height*	18.3"	Door (H x W)	10.3"(H) 31.8"(W)
Collapsed Height	12.8"	Fork Opening (Long)	11" x 3.3"
Internal Volume (cu.ft.)	19.1	Fork Opening (Short)	12" x 3.3"
Weight Capacity*(lbs.)	2,500*	Fork Lift Entry	4-way
Tare Weight (lbs.)	100	53' Trailer Load*	100
Floor Type	Solid	53' Trailer Collapsed*	234

*\*Capacity depends on application and use environment. It is based on equally distributed loads. Elevated temperatures or concentrated loads may affect capacity. Specifications are subject to change without notice. All dimensions are approximate.*


*\*Count based on 53' Standard Dry Van Trailers.*

## FEATURES & BENEFITS



### CORNER DRAIN HOLES

Drain holes strategically placed in the interior corners of this solid bottom container keep liquids from pooling.



### FULLY ARTICULATING HINGES

Fully articulating hinges on access doors allow the doors to open fully and lay flat against the container sidewall



### INTERLOCKING WALLS

Interlocking sidewalls at the corner of the container ensure high load capacity and stability.