

45 x 48 x 34 Blue Extra-Duty Collapsible Bulk Containers

PRODUCT INFORMATION

Part #: DGB454834-2-BL

Product Category: Collapsible Bulk Containers

Related Products: DGL4548, 45x48 Dolly

Industries: Industrial, Automotive, Textiles




The 45" x 48" x 34" blue extra-duty collapsible bulk container, made from high-density polyethylene, is a versatile solution for various storage and handling needs. With a 2,500 lb. capacity, it is built for years of reliable service. This reusable container has two drop doors for easy access to contents. The pallet-style base offers a 4-way forklift and pallet jack access for secure and efficient handling. The container is stackable, easy to assemble and knock down, and has a 3:1 nesting ratio that maximizes storage space and cuts return shipping costs. It's an ideal choice for storing and handling various component parts, industrial materials, and commercial supplies.

Exterior Height	34"	Static Loading	4
Exterior (L x W)	48"(L) 45"(W)	Dynamic Load Stack	2
Interior* (L x W)	44.5"(L) 41.5"(W)	Drop Doors	2
Interior Height*	27"	Door (H x W)	14.5"(H) 31.8"(W)
Collapsed Height	12.8"	Fork Opening (Long)	11" x 3.3"
Internal Volume (cu.ft.)	28.7	Fork Opening (Short)	12" x 3.3"
Weight Capacity*(lbs.)	2,500*	Fork Lift Entry	4-way
Tare Weight (lbs.)	122	53' Trailer Load*	78
Floor Type	Solid	53' Trailer Collapsed*	234

**Capacity depends on application and use environment. It is based on equally distributed loads. Elevated temperatures or concentrated loads may affect capacity. Specifications are subject to change without notice. All dimensions are approximate.*


**Count based on 53' Standard Dry Van Trailers.*

FEATURES & BENEFITS




CORNER DRAIN HOLES

Drain holes strategically placed in the interior corners of this solid bottom container keep liquids from pooling.



FULLY ARTICULATING HINGES

Fully articulating hinges on access doors allow the doors to open fully and lay flat against the container sidewall



SPRING LOADED LATCHES

Ergonomic spring-loaded latches provide a quick and reliable locking mechanism for both access doors and collapsing sidewalls.